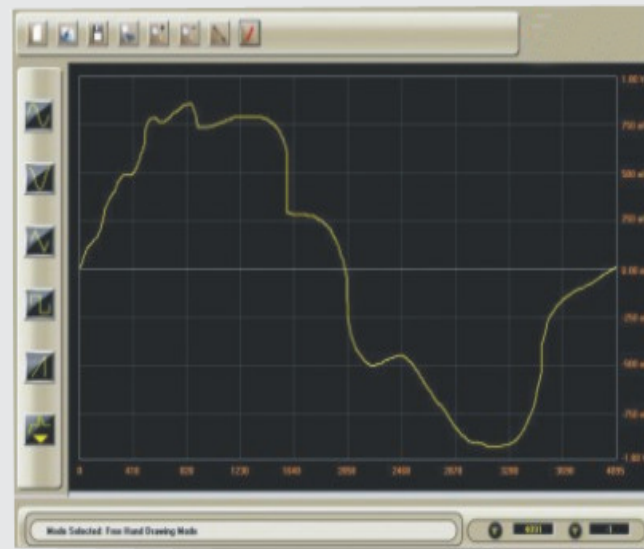


Arbitrary Waveform Generator (AWG): is a highly flexible signal source that generates any arbitrary waveform that has been constructed in digital memory point-by-point by using customized software. The constructed waveform is then converted to an analog signal using DAC.



Based on Direct Digital Synthesis (DDS) technique
 Low distortion Sine wave & Square wave with fast rise & fall time
 10MHz Sine & 4MHz Square waveforms
 Pulse, Ramp, Triangle, Noise and DC waveforms
 More than 25 built-in Arbitrary Waveforms
 10 Bits 100M Sa/s, 5K points Arbitrary waves
 Internal Modulation AM, FM, and FSK
 Sweep and Burst operation
 10m Vpp to 20Vpp output (Open Circuit)
 Memory Creator Software
 Rs22 Interface

Waveforms Creator Software

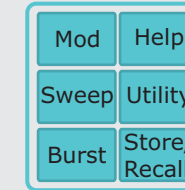


Is a customized software which can be used to create any customized periodic waveform by using Pen or line or by combining standard shapes available in the software. Once stored this software. Once stored this waveform can be recalled at any repetition rate.


Front Panel Controls



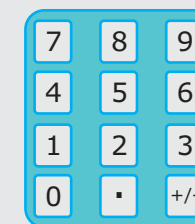
Power : Mains switch on the rear side when pressed energizes the instrument. When front panel Power is pressed the stand by mode gets released and instrument becomes active.



Menu function Key
 Mod: To select modulation mode.
 Sweep : To select sweep mode.
 Utility : To select software mode settings.
Help: For help menu
 Sweep : To select sweep mode.
Burst: To select burst Store/Recall: For control panel mode.



Menu Selection Switches
 Select menu for each function.



Keypad block
 For entering decimal values of Frequency, Amplitude, Offset etc.



LCD Display
 Graphical backlit liquid crystal display for displaying the selected values and wave shapes.

Output

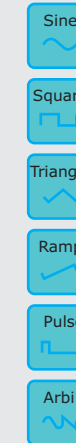


BNC Connector
 For taking Output from the generator




ON/OFF
 Switch to On/Off output waveform from BNC

Function selection Keys



Sine: To select sine wave output
Square: To select Square wave output
Triangle: To select triangle wave output
Ramp: To select ramp wave output
Pulse: To select pulse waveform output
Arbi: To select Arbitrary waveform output

Encoder:



To increase / decrease select variables using encoder & cursor keys (Left or Right)

Waveforms

