

Introduction:

Insulating oil being an efficient cooling medium with high dielectric strength has been a recognized insulating medium in electrical equipments. Degradation of oil takes place due to acids, oxidation, sludge, gas and water absorption. A dielectric strength test shows the changes caused in oil due to these processes. CU insulating oil testers are fully automatic microcontroller based testers completely self contained with built in printer.

INSULATING OIL TESTERS

Features:




- Easy operation-Fully automatic test cycle along with average BDV display.
- Automatic change of sample number of test.
- Automatic calendar and time running even with power off.
- Recall and print last 99 test results stored for 100 years even with power off.
- Programmable: Number of tests, Settling time, stir time, and waiting time.
- LCD displays: Test status, HV rise, HV fall, BDV of previous test and test results.
- Tests to: IEC 156, IS 6792, JIS C2101, BS 5874, VDE 0370, GB-86 etc.
- Countdown display of time in 'Settling, Stir, and Waiting' modes.
- Built in printer.
- RS 232 interface (optional).
- Zero start safety and test chamber access interlock.
- Ergonomic design, completely user friendly-just 36 kg in weight.



System description:

The system is fully automatic and carries out tests according to the set or chosen menu like 'Number of tests, Settling time, Stir time and Waiting time'. System time, setting of test parameters, status and data is displayed on LCD. Audio beep is given after the test is complete and the results can be printed on built-in printer. The test results can be recalled for view.

Technical Specifications:

Input Supply	220±10% Volts AC, 50 Hz, single phase.			
Test Voltage	Order Code -19515 (80 kV.)	Order Code -19514 (60 kV.)	Order Code -19516 (100 kV.)	
Capacity	Order Code -19515 :1.6 kVA.	Order Code -19514 : 1.2 kVA.	Order Code -19516 : 2 kVA.	
Wave form Distortion	≤ 3%.			
Accuracy	3%			
Time of Breakdown	≤10 millisecond.			
Rate of rise of Voltage	2 kV per second ± 20%.			
kV Indication	Three digit.			
Test number indication	One digit.			
User defined settings	a) Calendar, sample number			
	b) Number of Tests Settable from 1 to 6 times.			
	c) Settling time Settable from 0-999 seconds.			
	d) Stirring time Settable from 0-999 seconds.			
	e) Waiting time Settable from 0-999 seconds			
Test cell with Electrodes	Type 'OC-5': 36 mm mushroom electrodes.	 13mm Round	 66mm Mushroom	
	Type 'OC-7': 25 mm flat disc electrodes.			 25mm Flat Disc
	Type 'OC-9': 13 mm round electrodes.			
Gap Gauge	2.5 mm			
Printer	Built in printer for printing results.			
Construction	In light weight aluminum cabinet with removable cover, lock and lifting handles.			
Temperature Range	5 to 40° C.			
Relative Humidity	≤ 85% RH			
Working Altitude	< 1500 meters.			
Dimensions / weight (Apprx)	Order Code -19515 : 38 x 37 x 37 cm. Net 36 kg. / Order Code -19516 : 43 x 40 x 40 cm. Net 47 kg.			
Standard Accessories	1)Test cell type 'OC-07' 1 number.			
	2)Mains cord 1 number.			
	3)Paper roll 1 number.			
	4)Spare fuses 2 numbers.			
	5)Operating manual one number.			
Optional Accessories	Test cells : 'OC-5' or 'OC-9'. Gap gauge : 2 mm.			

Note: Specifications are subject to change.

Tesca Technologies Pvt. Ltd.

IT-2013, Ramchandrapura Industrial Area, Sitapura Extension,
 Near Bombay Hospital, Vidhani Circle, Jaipur-302022, Rajasthan, India,
 Tel: +91-141-2771791 / 2771792; Email: info@tesca.in, tesca.technologies@gmail.com
 Website: www.tesca.in