

Features:

- High Attenuation Range 0.25dB to 30dB
- Low Insertion Loss
- Step error less than ± 0.1 dB
- High Linearity
- Long Battery Life
- Economical
- Small & Rigid design

Description:

The TFATV107-608-30X is a battery operated Digital Step Attenuator which operates from 100 MHz to 6.0 GHz frequency range. It provides 0.25 to -31.75dB attenuation with different step size. The signal output uses an SMA female connector to facilitate the connection to RF test equipment. Its laboratory quality specifications will meet most engineering laboratory requirements. The same features that make the model TFATV107-608-30X a good choice for an engineering Lab.

Applications:

- Microwave radio & very small aperture terminals (VSATs)
- Cellular infrastructure
- Test equipment & sensors
- IF & RF designs

Standard Accessories:

- USB Charger (5V / 2A) (Figure. 1)
- SMA(M) to SMA(M) 50 Ohms cable 10" (Figure. 2)

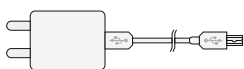


Figure 1

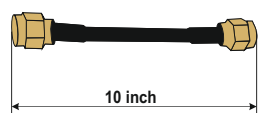


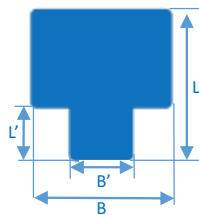
Figure 2

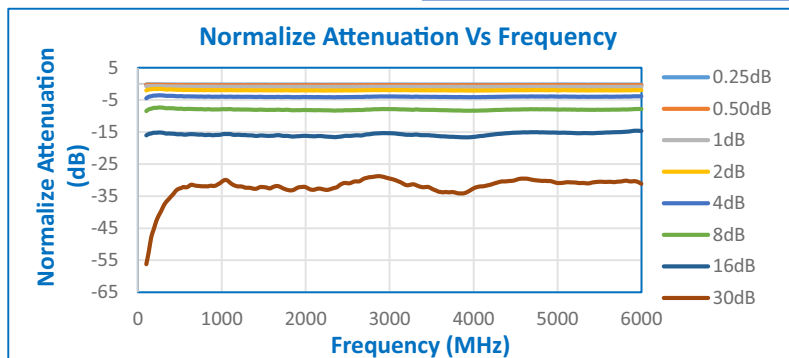


Electrical Specifications:

Frequency Range:	100 MHz to 6.0 GHz
Attenuation Range :	0.25 dB to -31.75 dB (± 1 dB)
Step Size (X)(dB) :	0.25(A) / 0.5(B) / 1.0 (C)/ 3.0 (D)/ 10.0 (E)
In / Out Impedance:	50 Ohm
Input Power:	+20dBm (Max) / 0 VDC (Max)
Insertion Loss :	
0.1GHz – 1GHz :	1.1 dB (Typ.)
1 GHz – 2GHz :	1.3 dB (Typ.)
2 GHz – 4GHz :	1.6 dB (Typ.)
4 GHz – 6GHz :	2.0 dB (Typ.)
Return Loss :	≥ -15 dB
OLED Display :	27.0 X 11.5 mm (128 X 32)
Operating temperature:	0 °C to 50 °C
Battery Operation :	8 Hour for single charge
Input / Output Connector:	SMA (F)
Input Supply:	5V/2A
Power Consumption:	0.49 Watt (Max.)

Mechanical Specifications:

Dimension (mm) :	L = 103 L' = 32.7 B = 114.7 B' = 38 H = 25	
Shape:	T shape	
Weight:	430gm	



Note: Specifications are subject to change.