

**Features:**

- Precise Frequency Control
- Low Phase Noise
- Dual Mode Operation (Extended by GUI)
- Long Battery Life (8 Hrs)
- Small & Rigid design
- Economical
- Software Operated

**Description:**

The RFDDV010-107 is a Signal Source which operates in frequency ranges from 1 Hz to 100 MHz with 10 mHz frequency steps. The signal output uses a SMA connector to facilitate the connection to RF test equipment.

**Applications:**

- Agile LO frequency synthesis
- Low jitter, fine tune clock generation
- Test and measurement equipment
- Wireless base stations and controllers
- Secure communications
- FM Application

**Standard Accessories:**

- Charger (Figure 1)
- SMA(M) to SMA(M) 50 Ohms cable 10" (Figure. 2)

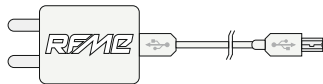


Figure 1

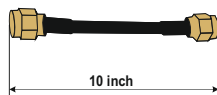
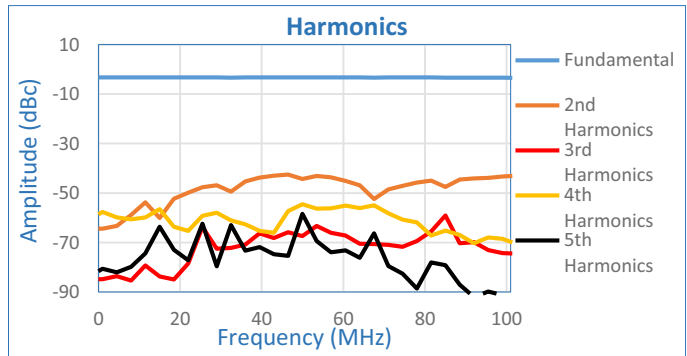
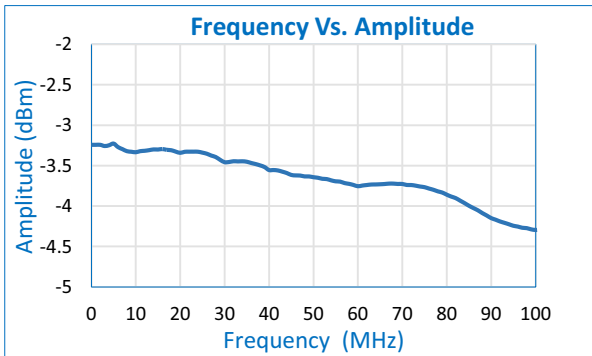


Figure 2



Electrical Specifications:	
Frequency Range:	1 Hz to 100 MHz
Output Power :	-3.5 ± 1 dBm
Output Impedance:	50 Ohm
Mode of Operation:	Single/Sweep
Sweep Time:	100 msec – 100 sec.
Harmonic Response:	Minimum 40 dBc
Spurious Response:	Minimum 60 dB
Phase Noise:	-120 dBc/Hz @ 100KHz
Center Frequency Drift:	±0.1 %
Resolution :	10 mHz
External Trigger Output:	2.5 V
External Trigger Input:	3 V
USB Interface:	Type-B
OLED Display :	27.0 X 11.5 mm (128 x 32)
Charging Voltage:	5V Maximum
Operating temperature:	0 °C to 50 °C
Battery Operation :	8 Hours on a single charge
Output Connector:	SMA (F)
Power Consumption:	1.10 Watt (Max.)
Mechanical Specifications:	
Dimensions (mm) :	(A) = 165.5 (H) = 143.3 (S) = 82.74
Shape:	Hexagonal shape
Weight:	500 gm



Note: Specifications are subject to change.