


**Features:**

- Long Life Battery operation
- Economical
- Small & Rigid design

**Description:**

The TFTxV337-447 is a transmitter which operates in frequency ranges from 330 MHz to 440 MHz. The signal output uses a SMA connector to facilitate the connection to RF test equipment.



**Applications:**

- Scientific equipment manufacturer
- EMC Test laboratories
- Antenna manufacturer
- Testing of shielding effectiveness
- Engineering and technology colleges
- Amateur Radio services
- Radio Astronomy
- Microwave Devices
- VSATs

**Standard Accessories:**

- Charger (Figure 1)
- SMA(M) to SMA(M) 50 Ohms cable 10" (Figure 2)

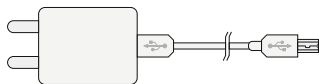


Figure 1

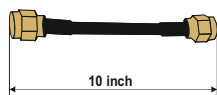



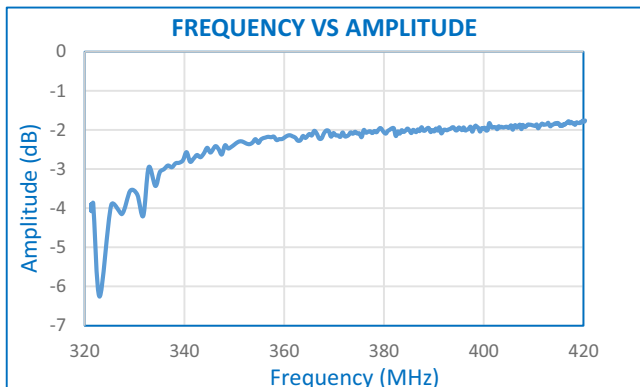
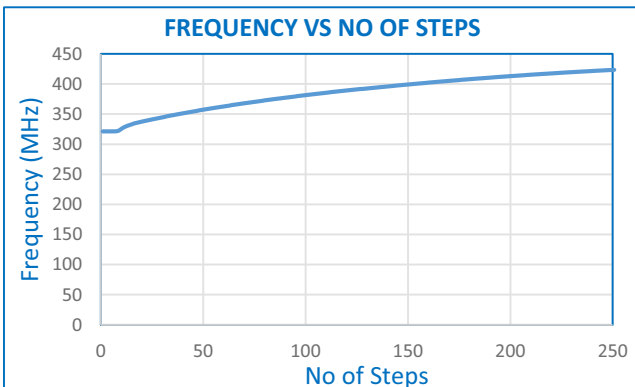
Figure 2

**Electrical Specifications:**

Frequency Range:	330 MHz to 440 MHz
Output Power:	-4 ± 2dBm
Harmonics:	Min. 30dBc
VSWR:	2:1, all Phases
Output Impedance:	50 Ohm
Mode of Operation:	Single/ Sweep
Sweep Time:	1s/2s/5s/10s
Phase Noise:	-102dBc/HZ @ 100KHz
Frequency Drift Rate:	0.8 MHz/°C
Center Frequency Drift:	1 %
Number of Steps:	250
Frequency Resolution:	10 MHz Typical
Display :	4 Digit 7 Segment LED
Operating temperature:	0 °C to 50 °C
Battery Operation :	8 Hour for single charge
Connector:	SMA Female
Power Consumption:	0.3 Watt (Max.)

**Mechanical Specifications:**

Dimensions (mm) :	(A) = 138.2 (H) = 115 (S) = 66.4	
Shape:	Hexagonal shape	
Weight :	300 gm	



Note: Specifications are subject to change.