


Features:

- Long Life Battery operation
- Economical
- Small & Rigid design

Description:

The TFTxV578-708 is a transmitter which operates in frequency ranges from 5790MHz to 7060MHz. The signal output uses a SMA connector to facilitate the connection to RF test equipment.



Applications:

- Scientific equipment manufacturer
- EMC Test laboratories
- Antenna manufacturer
- Testing of shielding effectiveness
- Engineering and technology colleges
- Amateur Radio services
- SHF band Applications

Standard Accessories:

- Charger (Figure 1)
- SMA(M) to SMA(M) 50 Ohms cable 10" (Figure 2)

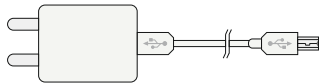


Figure 1




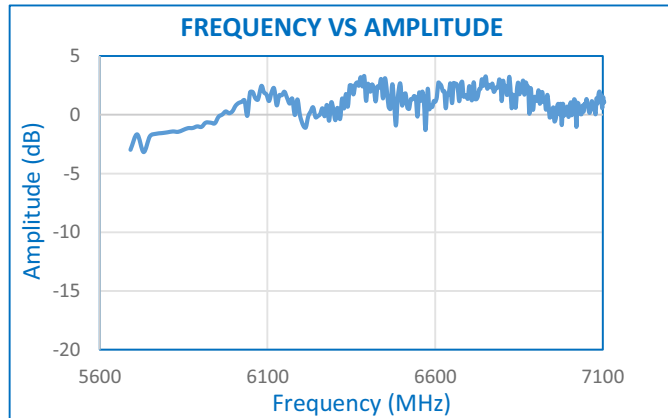
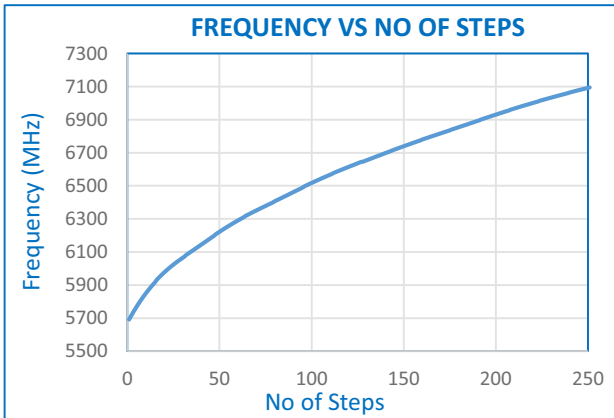
Figure 2

Electrical Specifications:

Frequency Range:	5790 MHz to 7060MHz
Output Power:	0 ± 3dBm
Harmonics:	Min. 13dBc
VSWR:	2:1, all Phases
Output Impedance:	50 Ohm
Mode of Operation:	Single/ Sweep
Sweep Time:	1s/2s/5s/10s
Phase Noise:	-102dBc/HZ @ 100KHz
Frequency Drift Rate:	0.8 MHz/°C
Center Frequency Drift:	1 %
Number of Steps:	250
Frequency Resolution:	10 MHz Typical
Display :	4 Digit 7 Segment LED
Operating temperature:	0 °C to 50 °C
Battery Operation :	8 Hour for single charge
Connector:	SMA Female
Power Consumption:	0.3 Watt (Max.)

Mechanical Specifications:

Dimensions (mm) :	(A) = 138.2 (H) = 115 (S) = 66.4	
Shape:	Hexagonal shape	
Weight :	300 gm	



Note: Specifications are subject to change.